

# LIZ Air traffic statistics

**FEB 2021**

DFS Situation and Information Centre

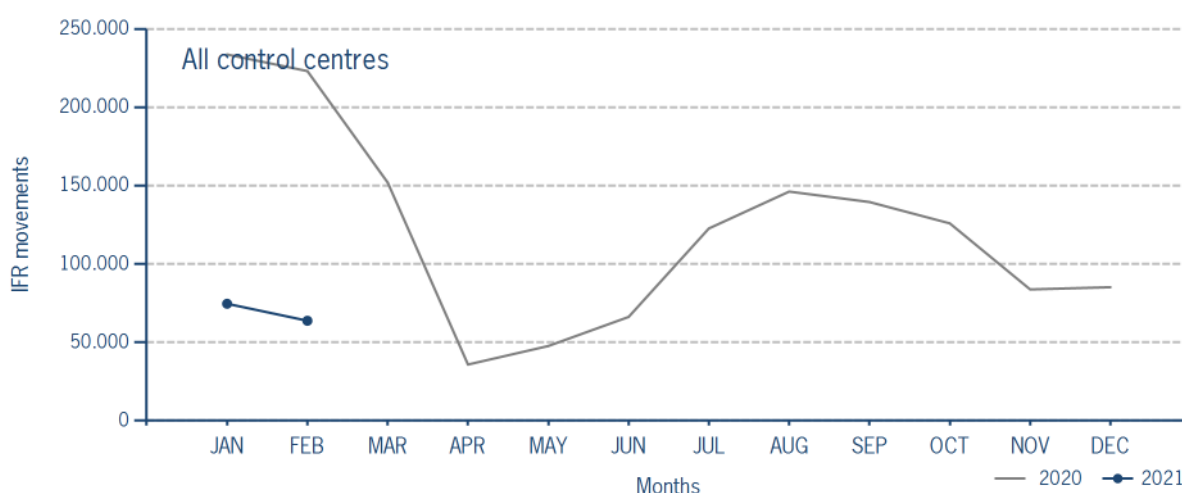
Version 02.03.2021

## IFR flights in the Federal Republic of Germany

IFR movements (entries, exits, overflights and domestics) in all control sectors with a German designator.

	FEB 2021	FEB 2020	Trend
Civil flights	60.453	220.025	-72,5%
Military flights	3.236	3.067	5,5%
<b>Total</b>	<b>63.689</b>	<b>223.092</b>	<b>-71,5%</b>

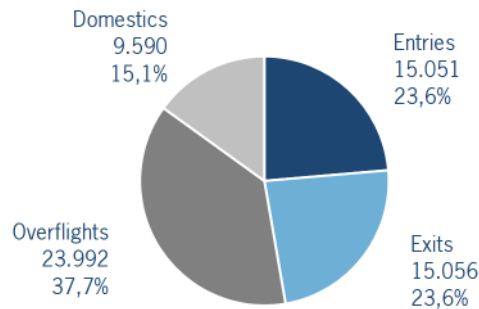
	JAN - FEB 2021	JAN - FEB 2020	Trend
Civil flights	132.011	450.076	-70,7%
Military flights	6.221	6.705	-7,2%
<b>Total</b>	<b>138.232</b>	<b>456.781</b>	<b>-69,7%</b>



Please note: This count covers the traffic in the area build by all control sectors with a German designator („ED“), regardless of the service provider, including civil and military traffic in sectors controlled by DFS and Maastricht UAC (Maastricht-Hannover sectors). The area counted is composed of modular control sectors designed for ATC purposes with partly cross border structures and is therefore not identical to the political border of the Federal Republic of Germany or the national Flight Information Region (FIR).

## IFR flights in the Federal Republic of Germany - percentage

IFR movements (entries, exits, overflights and domestics) in all control centres.

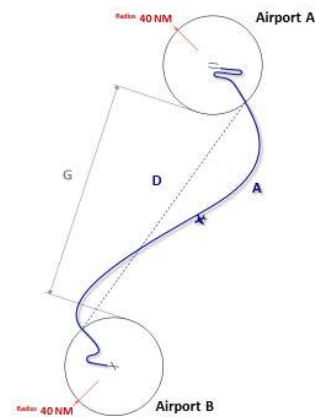


Please note: This count covers the traffic in the area build by all control sectors with a German designator („ED“), regardless of the service provider, including civil and military traffic in sectors controlled by DFS and Maastricht UAC (Maastricht-Hannover sectors). The area counted is composed of modular control sectors designed for ATC purposes with partly cross border structures and is therefore not identical to the political border of the Federal Republic of Germany or the national Flight Information Region (FIR).

## Flight efficiency in the Federal Republic of Germany

Direct route extension is defined as the difference between the length of the actual route (A) and the direct course (D) between the departure and arrival terminal areas (radius of 40 NM around the airport) or the national border where a flight enters or leaves German airspace. The direct route extension expressed as a percentage is defined as the ratio between the direct route extension and the direct course (D).

FEB 2021	
Evaluated traffic	51.335
Average actual route / flight	337,6 km
Average direct course / flight	335,7 km
Average direct route extension / flight	1,8 km
Average direct route extension / flight	0,5%



Additional information:

The evaluated traffic includes only civil flights. This value is different from the number of IFR flights in the Federal Republic of Germany because certain flights are not included in the statistics. For example, tracks which have an intercept point with the departure or the arrival terminal area (40 NM) outside of the DFS controlled airspace are not included.

	JAN	FEB	MAR	APR	MAY	JUN	JUL	AUG	SEP	OCT	NOV	DEC
Avg. direct route ext. in km	1,8	1,8										
Avg. direct route ext.	0,5%	0,5%										

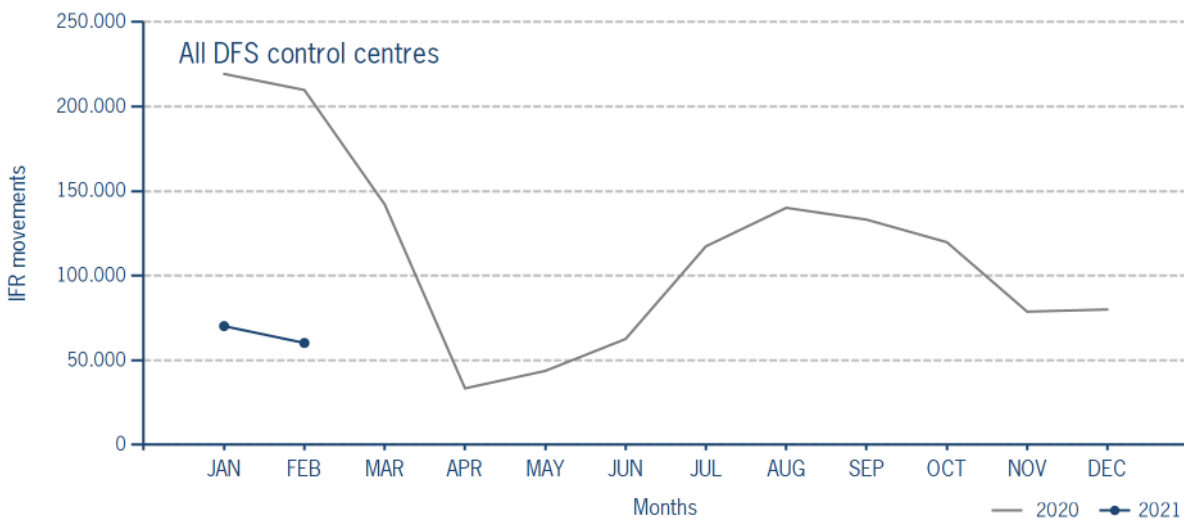
## IFR flights controlled by DFS

IFR movements (entries, exits, overflights and domestics) in control sectors controlled by DFS.

	FEB 2021	FEB 2020	Trend
<b>Civil flights</b>	56.996	206.804	-72,4%
<b>Military flights</b>	3.265	3.037	7,5%
<b>Total</b>	60.261	209.841	-71,3%

	JAN - FEB 2021	JAN - FEB 2020	Trend
<b>Civil flights</b>	124.172	422.544	-70,6%
<b>Military flights</b>	6.317	6.658	-5,1%
<b>Total</b>	130.489	429.202	-69,6%

Please note: This count covers the traffic in the area build by control sectors of DFS control centres, including civil and military traffic. Traffic in Maastricht UAC (Maastricht-Hannover sectors) is not counted.



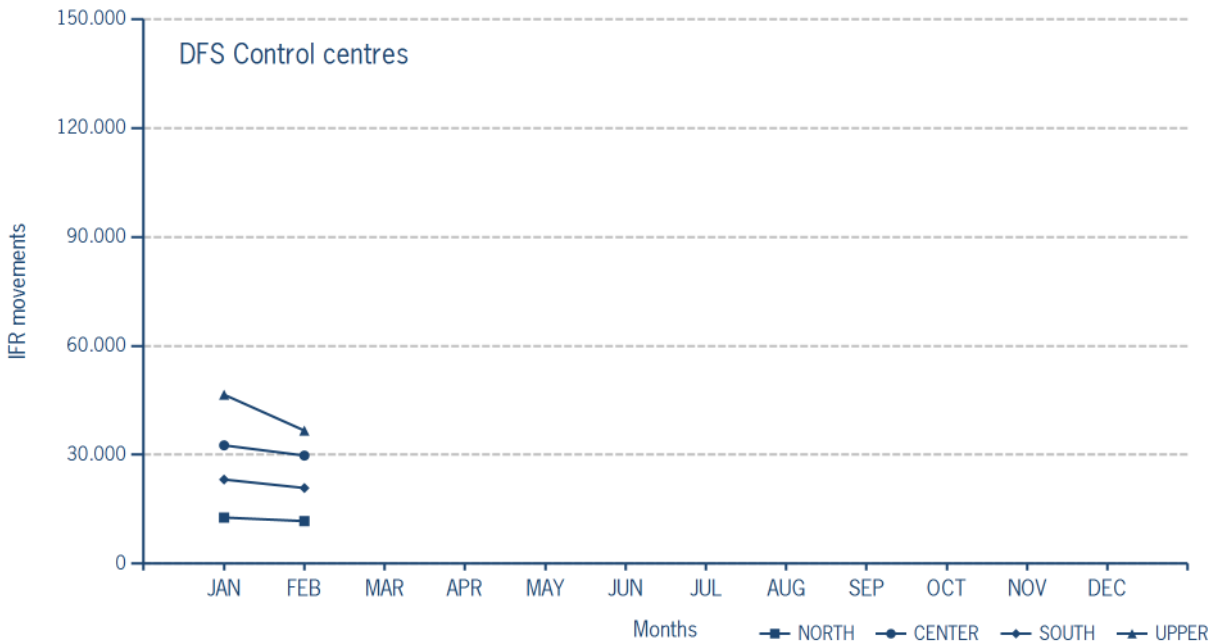
### IFR flights controlled by DFS - in detail

IFR movements (entries, exits, overflights and domestics) controlled by DFS at the different control centres.

	FEB 2021	FEB 2020	Trend
<b>NORTH</b>	11.744	44.855	-73,8%
<b>CENTER</b>	29.797	90.129	-66,9%
<b>SOUTH</b>	20.861	81.234	-74,3%
<b>UPPER</b>	36.678	127.458	-71,2%

	JAN - FEB 2021	JAN - FEB 2020	Trend
<b>NORTH</b>	24.468	90.850	-73,1%
<b>CENTER</b>	62.404	182.999	-65,9%
<b>SOUTH</b>	44.060	165.026	-73,3%
<b>UPPER</b>	83.249	262.112	-68,2%

Please note: The trend numbers compare counts of the airspaces in their current configuration to the count of the same airspace in 2020.



### IFR flights at international and regional German airports

IFR events (take-offs and landings) at the international DFS towers and the regional tower with control zone and barely any PPR in the Federal Republic of Germany.

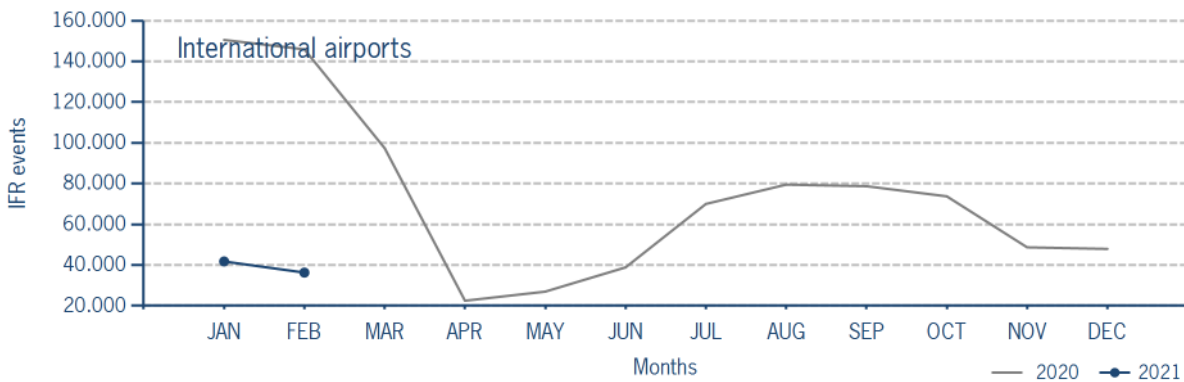
	FEB 2021	FEB 2020	Trend
<b>International Airports</b>	36.301	145.972	-75,1%
<b>Regional Airports</b>	6.317	10.855	-41,8%
<b>Total</b>	42.618	156.827	-72,8%

	JAN - FEB 2021	JAN - FEB 2020	Trend
<b>International Airports</b>	78.075	296.562	-73,7%
<b>Regional Airports</b>	11.263	21.965	-48,7%
<b>Total</b>	89.338	318.527	-72,0%

Please note: The airport Magdeburg-Cochstedt (EDBC) is currently closed.

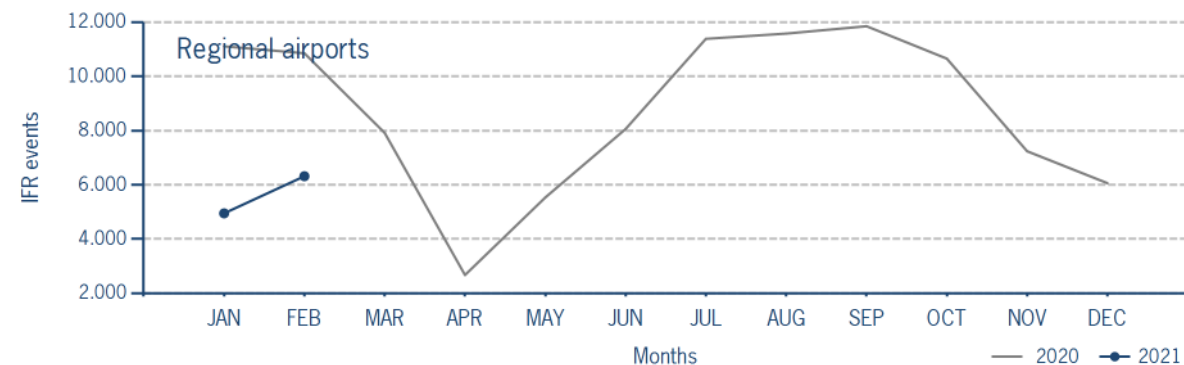
### IFR flights at international German airports

IFR events (take-offs and landings) at the international DFS towers in the Federal Republic of Germany.



### IFR flights at regional German airports

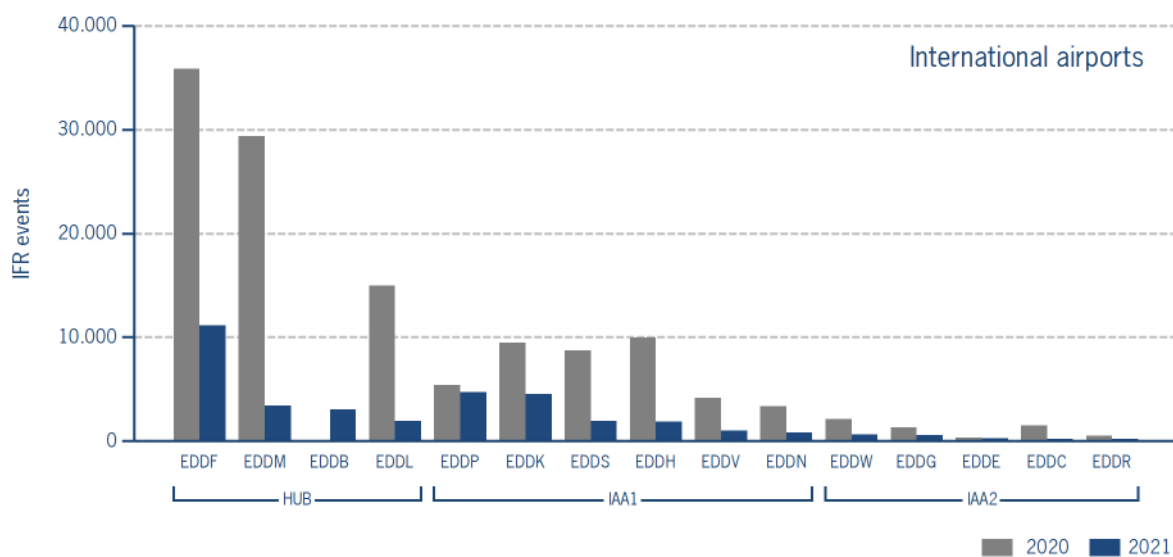
IFR events (take-offs and landings) at the different regional towers in the Federal Republic of Germany with control zone and barely any PPR.



**IFR flights at international German airports - in detail**

IFR events (take-offs and landings) at the different international DFS towers in the Federal Republic of Germany differentiated by Hub Gateways (HUB), International Access Airports 1 (IAA1) and International Access Airports 2 (IAA2).

		FEB 2021	Trend	JAN - FEB 2021	Trend
<b>HUB</b>					
EDDB	Berlin-Brandenburg	3.039	N/A	6.971	N/A
EDDF	Frankfurt/Main	11.123	-69,0%	24.335	-66,3%
EDDL	Düsseldorf	1.960	-86,9%	4.620	-84,9%
EDDM	München	3.419	-88,4%	8.328	-86,1%
<b>IAA1</b>					
EDDH	Hamburg	1.873	-81,3%	4.180	-79,4%
EDDK	Köln/Bonn	4.511	-52,3%	9.048	-53,6%
EDDN	Nürnberg	835	-74,9%	1.529	-77,6%
EDDP	Leipzig/Halle	4.724	-12,7%	9.740	-11,6%
EDDS	Stuttgart	1.919	-78,0%	3.893	-78,0%
EDDV	Hannover	1.036	-75,0%	2.122	-74,8%
<b>IAA2</b>					
EDDC	Dresden	202	-86,6%	420	-86,1%
EDDE	Erfurt/Weimar	235	-22,2%	400	-32,1%
EDDG	Münster/Osnabrück	579	-56,3%	963	-63,6%
EDDR	Saarbrücken	188	-61,7%	341	-66,1%
EDDW	Bremen	658	-68,7%	1.185	-71,8%

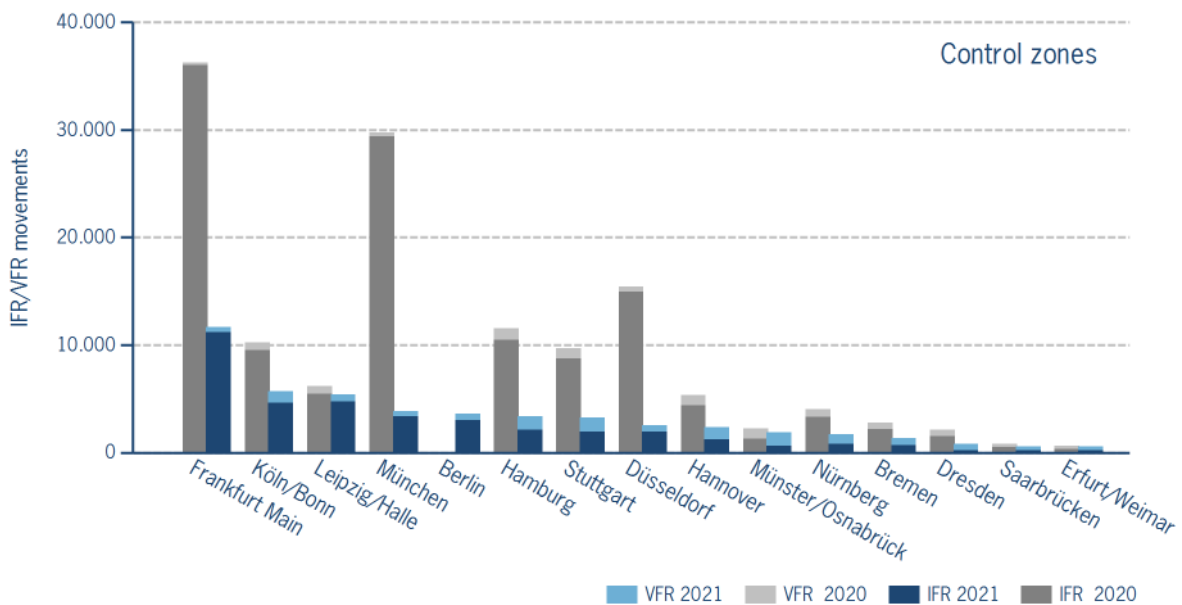


IFR/VFR flights in control zones of DFS towers

IFR/VFR movements (entries, exits, overflights and domestics) at the different control zones of international DFS towers.

	FEB 2021	Trend	JAN - FEB 2021	Trend
Berlin	3.599	N/A	7.865	N/A
Bremen	1.353	-51,1%	2.403	-55,6%
Dresden	799	-62,1%	1.379	-68,1%
Düsseldorf	2.536	-83,5%	5.603	-82,2%
Erfurt/Weimar	545	-14,8%	894	-30,7%
Frankfurt Main	11.653	-67,9%	25.258	-65,4%
Hamburg	3.405	-70,5%	6.746	-70,7%
Hannover	2.356	-56,1%	4.572	-58,4%
Köln/Bonn	5.732	-44,1%	10.847	-48,5%
Leipzig/Halle	5.410	-12,3%	10.903	-12,2%
München	3.862	-87,0%	9.051	-85,1%
Münster/Osnabrück	1.900	-14,5%	2.879	-32,8%
Nürnberg	1.717	-57,7%	2.826	-65,5%
Saarbrücken	557	-29,8%	848	-43,8%
Stuttgart	3.262	-66,4%	5.748	-70,7%

Additional information: Münster reported 208 glider movements for the current month, i.e. 208 glider movements for the cumulated year.



## IFR flights at regional German airports - in detail

IFR events (take-offs and landings) at the different regional towers in the Federal Republic of Germany with control zone and barely any PPR.

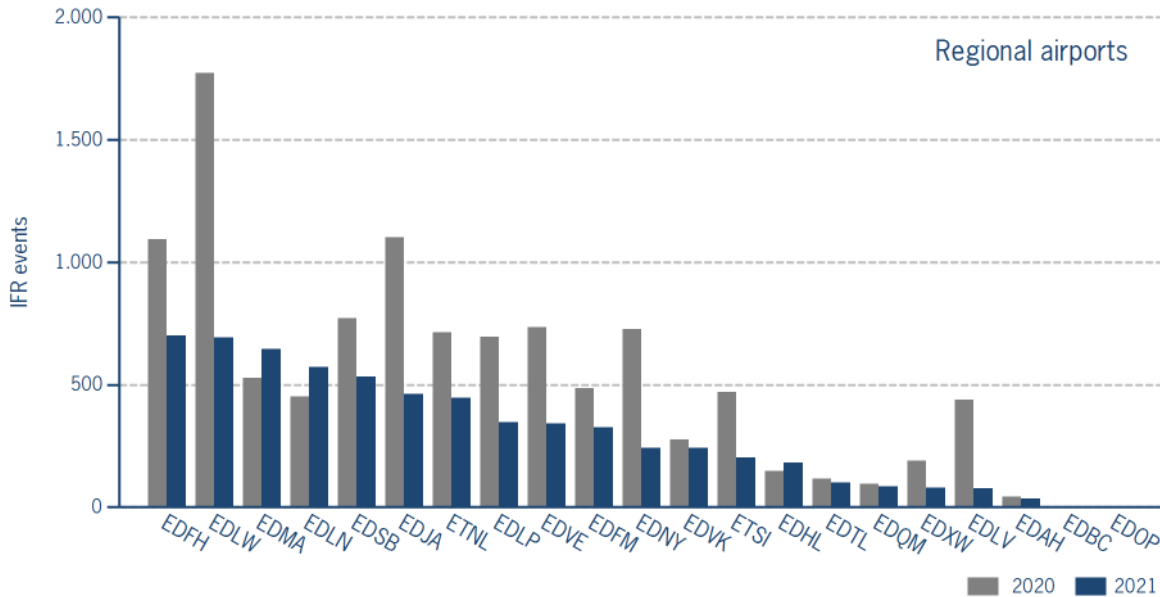
		FEB 2021	Trend	JAN - FEB 2021	Trend
EDAH	Heringsdorf	35	-16,7%	43	-68,1%
EDBC	Magdeburg/Cochstedt	0	N/A	0	N/A
EDFH	Frankfurt-Hahn	701	-35,9%	1.392	-34,9%
EDFM	Mannheim City	327	-32,9%	607	-36,5%
EDHL	Lübeck-Blankensee	181	23,1%	319	14,3%
EDJA	Memmingen	463	-58,0%	859	-61,8%
EDLN	Mönchengladbach	573	26,5%	986	11,2%
EDLP	Paderborn/Lippstadt	347	-50,1%	536	-61,5%
EDLV	Niederrhein	77	-82,4%	164	-82,7%
EDLW	Dortmund	692	-61,0%	1.402	-61,6%
EDMA	Augsburg	645	22,4%	963	-1,4%
EDNY	Friedrichshafen	243	-66,6%	380	-75,6%
EDOP	Schwerin-Parchim	0	N/A	0	N/A
EDQM	Hof-Plauen	84	-12,5%	127	-35,5%
EDSB	Karlsruhe/Baden-Baden	532	-31,0%	1.009	-36,5%
EDTL	Lahr	102	-12,1%	168	-18,0%
EDVE	Braunschweig-Wolfsburg	341	-53,6%	603	-56,9%
EDVK	Kassel-Calden	242	-12,6%	397	-27,4%
EDXW	Sylt	80	-57,9%	215	-53,7%
ETNL	Laage	448	-37,3%	804	-48,6%
ETSI	Ingolstadt/Manching	204	-56,5%	289	-65,5%

\*The value is of limited conclusiveness (OLC).



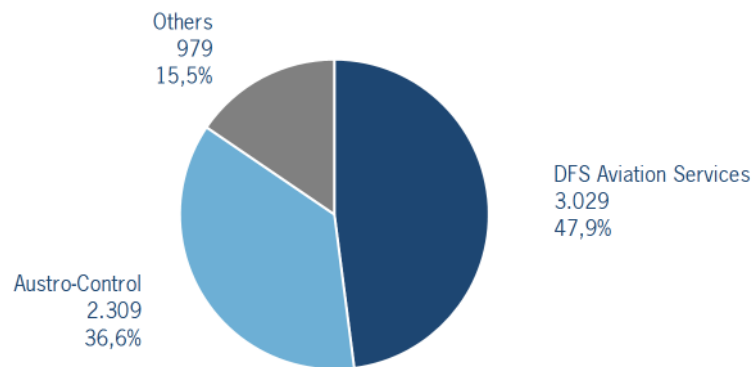
### IFR flights at regional German airports - in detail

IFR events (take-offs and landings) at the different regional towers in the Federal Republic of Germany with control zone and barely any PPR.



### IFR flights at regional German airports - air traffic service providers

Percentage of IFR events (take-offs and landings) at the regional towers in the Federal Republic of Germany differentiated between DFS Aviation Services, Austro Control and other providers.



DFS Aviation Services: Dortmund (EDLW), Friedrichshafen (EDNY), Karlsruhe/Baden-Baden (EDSB), Lahr (EDTL), Magdeburg/Cochstedt (EDBC), Memmingen (EDJA), Mönchengladbach (EDLN), Niederrhein (EDLV), Paderborn/Lippstadt (EDLP)

Austro Control: Augsburg (EDMA), Braunschweig-Wolfsburg (EDVE), Frankfurt-Hahn (EDFH), Heringsdorf (EDAH), Hof-Plauen (EDQM), Kassel-Calden (EDVK), Lübeck-Blankensee (EDHL), Schwerin-Parchim (EDOP), Sylt (EDXW)

Others: Ingolstadt/Manching (ETSI), Laage (ETNL), Mannheim City (EDFM)